


Create a Profile and Completing Eligibility on The CIRI Foundation Website

1 Navigate to <https://thecirifoundation.org/>

2 Click "Sign up"



3 Click "Sign Up"

This screenshot shows a login page with a 'Log In' button and a 'Sign Up' button. The 'Sign Up' button is highlighted with an orange circle. The page includes a 'Password' field and a 'Need an Account?' section. The 'wizehive' logo is at the bottom.

create a new login.

where you left off.

password?

or Password?" A recovery email will
a new password.

Log In

Need an Account?

Sign Up

POWERED BY
wizehive

4 Enter your current e-mail address and set your password

This screenshot shows a 'Sign Up' form with fields for 'Email' and 'Password'. The 'Email' field is highlighted with an orange circle. The form includes a 'Confirm password' field and a list of password requirements.

Sign Up

Enter an email address and choose a password to create a new account.

Email

Password

Confirm password

- Must contain at least one lowercase letter
- Must contain at least one uppercase letter
- Must contain one number
- Must be between 8 and 32 characters
- Must not be an email address

5 Click "Sign Up"

"A recovery email will
ord.

- ✓ Must contain at least one lowercase letter
- ✓ Must contain at least one uppercase letter
- ✓ Must contain one number
- ✓ Must be between 8 and 32 characters
- ✓ Must not be an email address

Confirm password

.....

- ✓ Passwords must match

Sign Up

6 Click "Create a Profile to Get Started"



Welcome, cgreydanus@thecirif

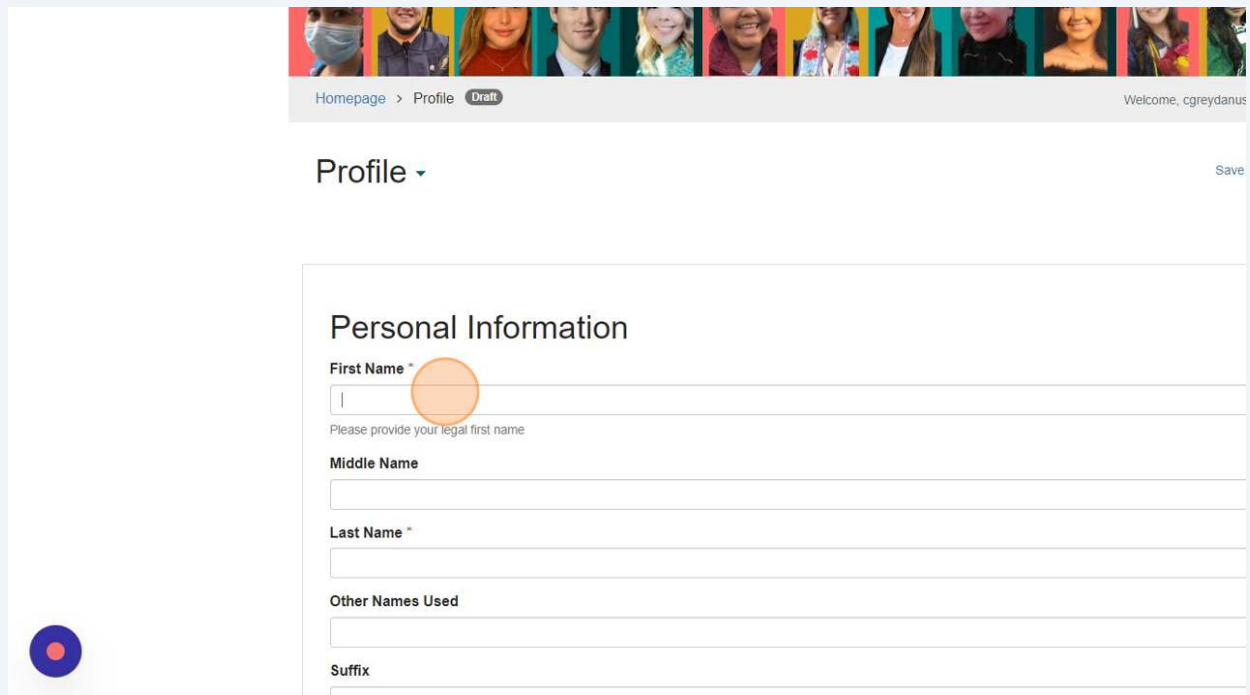
e your profile. Take a moment to tell us about yourself before starting your submission. If you need to update your profile in

Create a Profile to Get Started

POWERED BY
wizehive

7

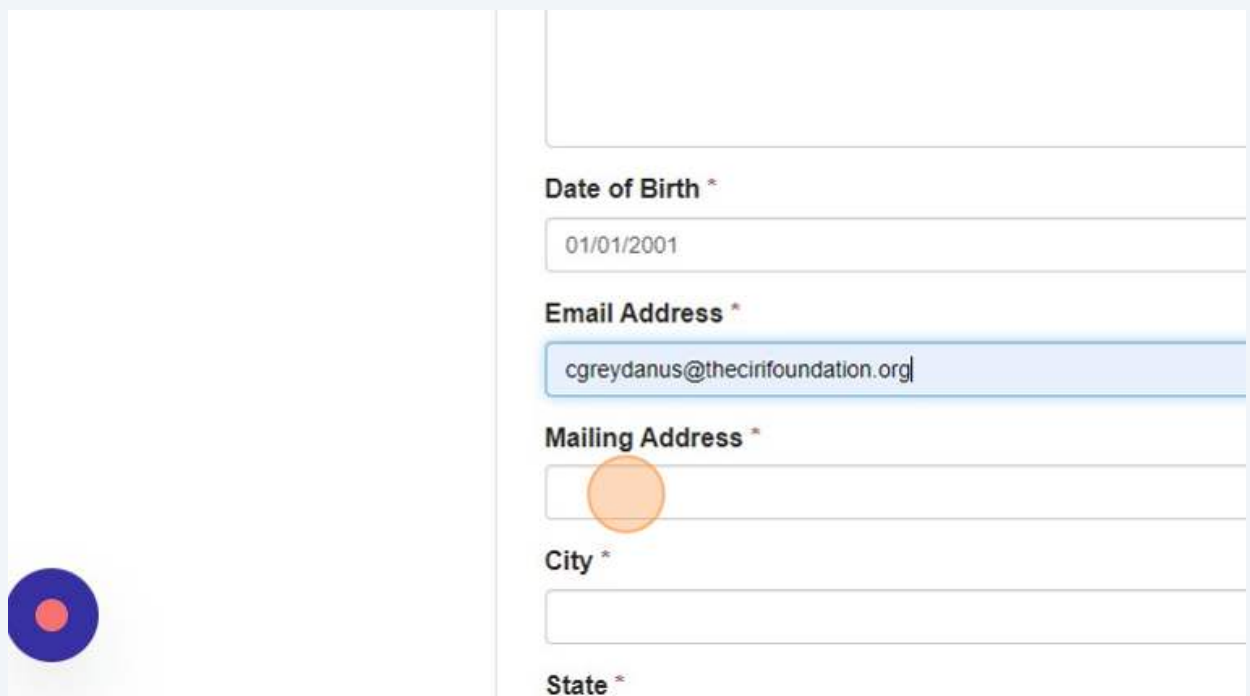
This is where you will enter your profile information, please make sure it is current and up to date. You can always go back to this section and make corrections.



The screenshot shows a web interface for a profile page. At the top, there is a navigation bar with links for "Homepage", "Profile", and "Draft". A welcome message "Welcome, cgreydanus" is displayed on the right. Below the navigation bar, the "Profile" section is visible. The "Personal Information" section contains several input fields: "First Name *" (with a placeholder "Please provide your legal first name"), "Middle Name", "Last Name *", "Other Names Used", and "Suffix". A blue circular icon with a red dot is located in the bottom left corner of the form area.

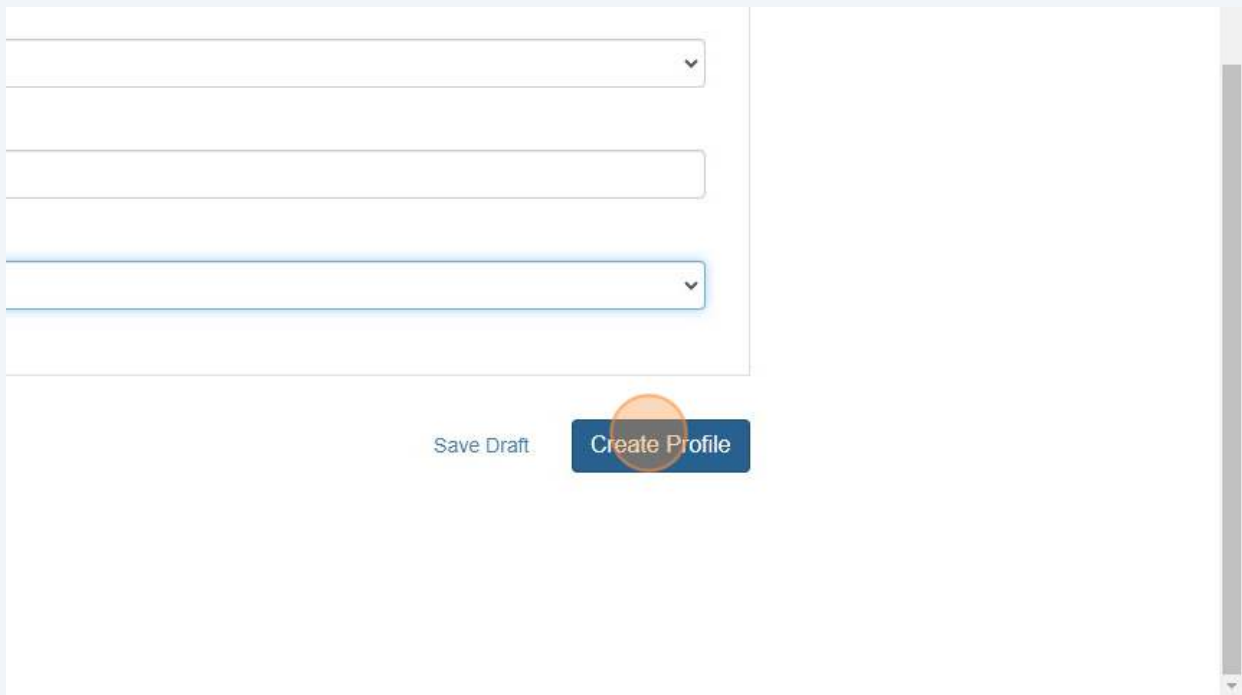
8

The mailing address, email, and phone number provided must belong to the individual creating the profile.



The screenshot shows a web interface for a profile page. The "Mailing Address" section contains input fields for "Date of Birth *" (with the value "01/01/2001"), "Email Address *" (with the value "cgreydanus@thecirifoundation.org"), "Mailing Address *" (with a placeholder "Please provide your mailing address"), "City *" (with a placeholder "Please provide your city"), and "State *" (with a placeholder "Please provide your state"). A blue circular icon with a red dot is located in the bottom left corner of the form area.

9 Click "Create Profile"



A screenshot of a web form for creating a profile. The form contains several input fields, including a dropdown menu at the top, a text field, and another dropdown menu at the bottom. Below the input fields, there are two buttons: "Save Draft" and "Create Profile". The "Create Profile" button is highlighted with an orange circle, indicating it is the next step in the process.

10 Click "Get Started" to start your eligibility

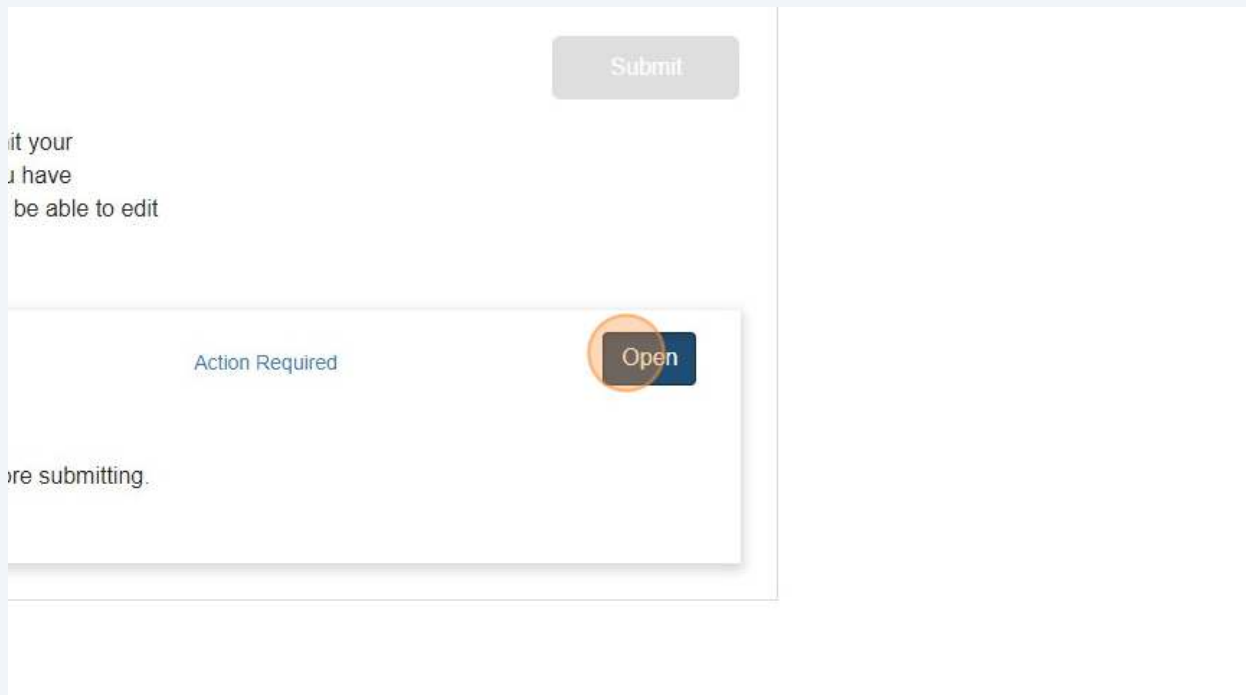
the homepage to view the status of your submission and actions required.

- Status bar is **blue**, there is an action required. Click on the Card to complete.
- Status bar is **red**, there is an error. Please reach out to the Administrator of the
- Status bar is **gray**, your submission is under review or completed and no action is required.



A screenshot of a card with a blue plus sign icon and the text "Get Started". The card is highlighted with a dashed gray border, indicating it is the next step in the process.

11 Click "Open"



it your
I have
be able to edit

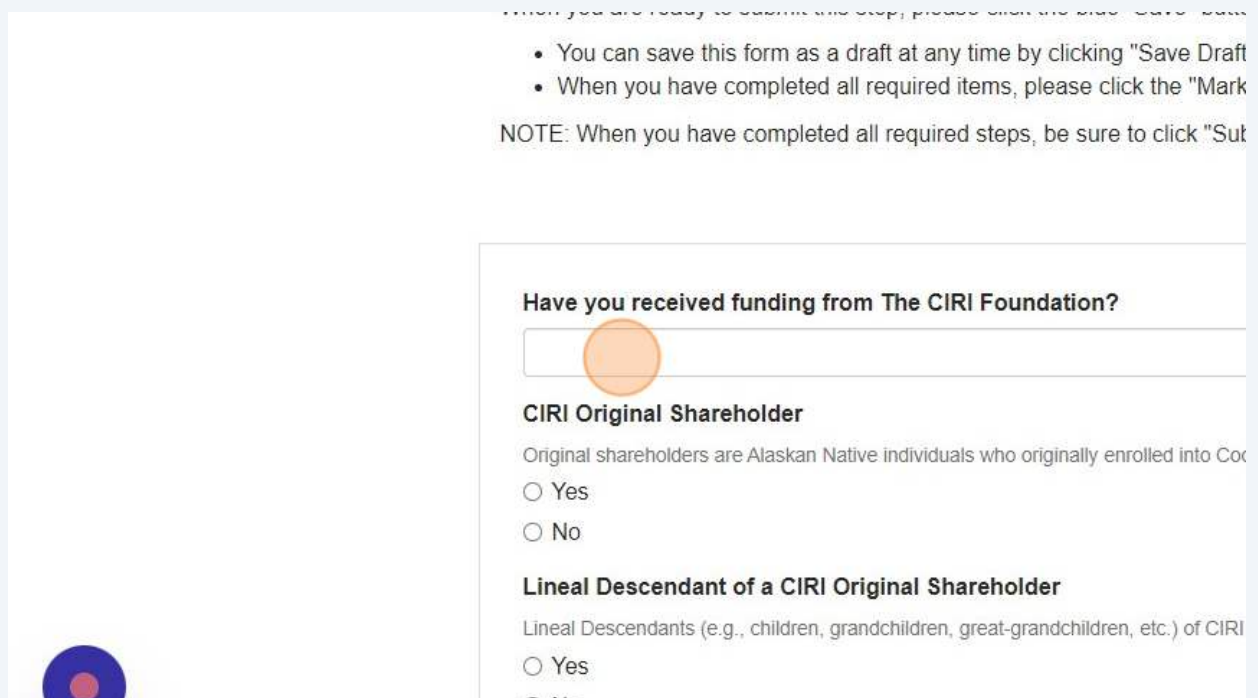
Submit

Action Required

Open

re submitting.

12 You will answer yes if your have ever received an award from The CIRI Foundation



When you are ready to submit this step, please click the "Save Draft" button.

- You can save this form as a draft at any time by clicking "Save Draft"
- When you have completed all required items, please click the "Mark Complete" button.

NOTE: When you have completed all required steps, be sure to click "Submit" button.

Have you received funding from The CIRI Foundation?

☐

CIRI Original Shareholder

Original shareholders are Alaskan Native individuals who originally enrolled into Cox

☐ Yes

☐ No

Lineal Descendant of a CIRI Original Shareholder


Lineal Descendants (e.g., children, grandchildren, great-grandchildren, etc.) of CIRI

☐ Yes

☐ No

13

Please answer each of the following questions with either "yes" or "no," and ONLY respond "yes" to the one that applies to you.



Have you received funding from The CIRI Foundation?

No

Enrollement/Eligibility

I am a:

CIRI Original Shareholder

Original shareholders are Alaskan Native individuals who originally enrolled into Cook Inlet Region, Inc. when the Alaska Native Cla

☐ Yes

☒ No

Lineal Descendant of a CIRI Original Shareholder

Lineal Descendants (e.g., children, grandchildren, great-grandchildren, etc.) of CIRI shareholders who do not own CIRI stock them

☐ Yes

☐ No

Voting Shareholder of CIRI and NOT a CIRI original enrollee or a direct lineal descendant of an original s

☐ Yes


☐ No

First Name

Catherine

14

If you are a lineal descendant or a voting shareholder you will need to share the name and relationship of Original Shareholder you are a descendant of, or the individual you received share from.



Lineal Descendants (e.g., children, grandchildren, great-grandchildren, etc.) of CIRI sharef

☐ Yes

☒ No

Voting Shareholder of CIRI and NOT a CIRI original enrollee or a direct li

☒ Yes

☐ No

Name of individual you received shares from *

Relationship to Shareholder *

First Name

15

If you are enrolled or a lineal descendant of any of the villages listed below, please select the appropriate village. After making your selection, an upload field will appear where you can submit your verification documents.

Date of Birth

01/01/2001

Village Affiliations (Optional)

The CIRI Foundation also administers Non-Bureau of Indian Affairs their direct lineal descendants of the below villages

- ☐ Ninilchik Native Association, Inc. (NNAI)
- ☐ Salamatoff Native Association (SNAI)
- ☐ Salamatoff Native Association (SNAI) Spouse
- ☐ Native Village of Eklutna

Please upload the files that show your eligibility (Example: If your Grand certificate showing the direct lineage to your Grandmother)

Eligibility Documentation

+ Select a file

16

Here, please upload the documents required to determine eligibility for lineal descendants and the Raven Fund. Acceptable documentation includes birth certificates linking you to the original shareholder, descendant registration cards, or shareholder cards.

- ☐ Ninilchik Native Association, Inc. (NNAI)
- ☐ Salamatoff Native Association (SNAI)
- ☐ Salamatoff Native Association (SNAI) Spouse
- ☐ Native Village of Eklutna

Please upload the files that show your eligibility (Example: If your Grand certificate showing the direct lineage to your Grandmother)

Eligibility Documentation

+ Select a file

Eligibility Documentation

+ Select a file

Eligibility Documentation

+ Select a file

Include Additional Documentation

17

Click "Mark Complete" once all fields have been filled out and documentation is uploaded.

If your Grandmother is the original shareholder you must upload your birth certificate, and your mothers birth

Save Draft

Mark Complete

Close

18

Click "Submit" to ensure we receive your eligibility information; your submission will not be processed until you do so.

Welcome, [cgreydanus@thecirifoundation.org](#)

⚙

Order by:

Newest to Oldest

ur
re
ible to edit

Submit

Complete

Edit